

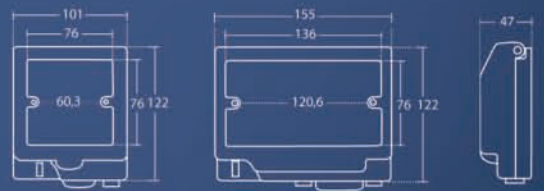


## IP55 SPLASH COVER

PROTECTED AGAINST DUST. PREVENT ENTRY IN SUFFICIENT QUANTITY INTERFERE WITH SATISFACTORY OPERATION.

PROTECTED AGAINST JETS OF WATER FROM ALL DIRECTIONS.

Dimension (mm)



**BPT16**  
10A 250V 3 way socket with grounded plug



**BP16**  
16A 250V Plug Top



**BP13**  
13A 250V 3 Pin Top

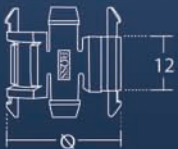


**BA413/16S**  
16A 250V Universal Adapter Schuko Plug

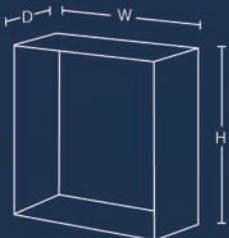
# PLUG



## INBOW OUTBOW



- 1. B157C 20 Ø : 20
- 2. B157C25 Ø : 25



### INBOW

Cat. No.	Material		W	H	D
	Plastik	Metal			
<b>Flush mounting box</b>					
B157		●	75	72	37
B157P	●		72	72	40
BT157		●	135	72	37
BT157D		●	135	72	47
B4157P*	●		70	70	39
<b>Flush mounting box</b>					
B157G	●		84	84	36
BT157G	●		143	84	36

### OUTBOW

<b>Surface mounting box</b>					
B238	●		87	87	35
BT238	●		147	87	35
B20238**	●		80	80	37

\*) For B4000 Series.  
\*\*) For B20 Series.